






























Medal table per country and per edition						
Ranking	Country	Games	Gold	Silver	Bronze	Total
1	 Italy	Alexandria 1951	27	22	12	61
		Barcelona 1955	32	27	22	81
		Beirut 1959	12	5	4	21
		Naples 1963	32	21	16	69
		Tunis 1967	35	26	22	83
		Izmir 1971	51	38	30	119
		Algiers 1975	51	40	36	127
		Split 1979	49	63	47	159
		Casablanca 1983	53	43	46	142
		Latakia 1987	69	45	38	152
		Athens 1991	67	49	52	168
		Languedoc Roussillon 1993	37	44	40	121
		Bari 1997	76	62	55	193
		Tunis 2001	38	59	39	136
		Almeria 2005	57	40	56	153
		Pescara 2009	64	49	63	176
		Mersin 2013	70	52	64	186
		Tarragona 2018	56	56	44	156
		Total	876	741	686	2303
2	 France	Alexandria 1951	26	13	5	44
		Barcelona 1955	39	29	31	99
		Beirut 1959	26	27	16	69
		Naples 1963	8	14	8	30
		Tunis 1967	7	4	4	15
		Izmir 1971	7	9	7	23
		Algiers 1975	31	25	23	79
		Split 1979	55	40	34	129
		Casablanca 1983	32	39	26	97
		Latakia 1987	16	30	22	68
		Athens 1991	48	57	34	139
		Languedoc Roussillon 1993	83	53	56	192
		Bari 1997	55	44	47	146
		Tunis 2001	40	32	50	122
		Almeria 2005	56	51	46	153
		Pescara 2009	49	53	38	140
		Mersin 2013	25	25	46	96
		Tarragona 2018	28	31	40	99
		Total	631	576	533	1740
3	 Spain	Alexandria 1951	2	4	4	10
		Barcelona 1955	12	15	18	45
		Beirut 1959	5	12	12	29
		Naples 1963	4	4	12	20
		Tunis 1967	10	14	27	51
		Izmir 1971	18	25	24	67
		Algiers 1975	14	27	29	70
		Split 1979	16	20	32	68
		Casablanca 1983	17	20	27	64
		Latakia 1987	15	21	33	69
		Athens 1991	22	39	49	110
		Languedoc Roussillon 1993	13	40	33	86
		Bari 1997	18	30	47	95
		Tunis 2001	31	26	41	98
		Almeria 2005	45	59	48	152
		Pescara 2009	28	21	35	84
		Mersin 2013	21	32	29	82
		Tarragona 2018	38	40	44	122
		Total	329	449	544	1322
4	 Turkey	Alexandria 1951	10	3	7	20
		Barcelona 1955	8	3	3	14
		Beirut 1959	13	8	1	22
		Naples 1963	10	3	4	17
		Tunis 1967	9	9	6	24
		Izmir 1971	18	12	15	45
		Algiers 1975	12	11	8	31
		Split 1979	5	5	14	24
		Casablanca 1983	12	5	14	31
		Latakia 1987	8	9	22	39
		Athens 1991	23	11	12	46
		Languedoc Roussillon 1993	34	20	10	64
		Bari 1997	28	16	21	65
		Tunis 2001	33	16	12	61
		Almeria 2005	20	24	29	73
		Pescara 2009	20	20	25	65
		Mersin 2013	47	43	36	126

		Tarragona 2018	31	25	39	95	
		Total	341	243	278	862	
			<b>Gold</b>	<b>Silver</b>	<b>Bronze</b>	<b>Total</b>	
5		Greece	Alexandria 1951	4	9	8	21
			Barcelona 1955	1	7	8	16
			Beirut 1959	8	9	13	30
			Naples 1963	0	0	5	5
			Tunis 1967	5	6	12	23
			Izmir 1971	8	8	24	40
			Algiers 1975	9	12	16	37
			Split 1979	7	10	13	30
			Casablanca 1983	11	10	13	34
			Latakia 1987	7	14	16	37
			Athens 1991	9	21	30	60
			Languedoc Roussillon 1993	17	25	24	66
			Bari 1997	19	22	21	62
			Tunis 2001	28	33	26	87
			Almeria 2005	13	15	31	59
			Pescara 2009	17	13	31	61
			Mersin 2013	15	18	26	59
			Tarragona 2018	12	14	22	48
			Total	190	246	339	775
			<b>Gold</b>	<b>Silver</b>	<b>Bronze</b>	<b>Total</b>	
6		Egypt	Alexandria 1951	20	26	19	65
			Barcelona 1955	9	20	17	46
			Naples 1963	5	13	9	27
			Izmir 1971	7	10	12	29
			Algiers 1975	6	12	15	33
			Split 1979	3	9	10	22
			Casablanca 1983	1	9	12	22
			Latakia 1987	4	4	6	14
			Athens 1991	8	10	17	35
			Languedoc Roussillon 1993	4	9	16	29
			Bari 1997	3	6	10	19
			Tunis 2001	7	13	17	37
			Almeria 2005	15	10	18	43
			Pescara 2009	12	10	14	36
			Mersin 2013	21	22	24	67
			Tarragona 2018	18	11	16	45
			Total	143	194	232	569
			<b>Gold</b>	<b>Silver</b>	<b>Bronze</b>	<b>Total</b>	
7		Yougoslavia	Alexandria 1951	3	5	7	15
			Beirut 1959	11	9	8	28
			Naples 1963	6	8	8	22
			Tunis 1967	15	16	5	36
			Izmir 1971	27	25	26	78
			Algiers 1975	24	17	23	64
			Split 1979	56	38	33	127
			Casablanca 1983	16	18	19	53
			Latakia 1987	17	19	17	53
			Athens 1991	16	13	9	38
			Bari 1997	5	4	13	22
			Tunis 2001	3	5	14	22
			Total	199	177	182	558
			<b>Gold</b>	<b>Silver</b>	<b>Bronze</b>	<b>Total</b>	
8		Tunisia	Beirut 1959	3	2	1	6
			Naples 1963	0	1	1	2
			Tunis 1967	5	9	11	25
			Izmir 1971	3	6	2	11
			Algiers 1975	3	2	2	7
			Split 1979	1	2	9	12
			Casablanca 1983	4	1	4	9
			Latakia 1987	2	4	5	11
			Athens 1991	1	0	5	6
			Languedoc Roussillon 1993	1	1	8	10
			Bari 1997	2	3	9	14
			Tunis 2001	19	12	25	56
			Almeria 2005	13	7	15	35
			Pescara 2009	13	11	14	38
			Mersin 2013	7	19	22	48
			Tarragona 2018	6	13	13	32
			Total	83	93	146	322
			<b>Gold</b>	<b>Silver</b>	<b>Bronze</b>	<b>Total</b>	
9		Morocco	Beirut 1959	2	3	2	7
			Naples 1963	0	0	7	7
			Tunis 1967	1	1	3	5
			Izmir 1971	0	2	6	8

		Algiers 1975	0	4	4	8	
		Split 1979	0	2	3	5	
		Casablanca 1983	8	5	7	20	
		Latakia 1987	9	8	3	20	
		Athens 1991	5	5	10	20	
		Languedoc Roussillon 1993	7	7	13	27	
		Bari 1997	5	4	9	18	
		Tunis 2001	6	4	5	15	
		Almeria 2005	3	6	3	12	
		Pescara 2009	6	9	6	21	
		Mersin 2013	7	10	11	28	
		Tarragona 2018	10	7	7	24	
		Total	69	77	99	245	
			<b>Gold</b>	<b>Silver</b>	<b>Bronze</b>	<b>Total</b>	
10		Algeria	Tunis 1967	0	0	3	3
			Izmir 1971	0	0	1	1
			Algiers 1975	4	7	9	20
			Split 1979	1	5	10	16
			Casablanca 1983	4	3	7	14
			Latakia 1987	5	3	4	12
			Athens 1991	9	3	5	17
			Languedoc Roussillon 1993	5	6	11	22
			Bari 1997	6	8	8	22
			Tunis 2001	10	10	12	32
			Almeria 2005	9	5	11	25
			Pescara 2009	2	3	12	17
			Mersin 2013	9	2	15	26
			Tarragona 2018	2	4	7	13
			Total	66	59	115	240
			<b>Gold</b>	<b>Silver</b>	<b>Bronze</b>	<b>Total</b>	
11		Slovenia	Languedoc Roussillon 1993	5	6	8	19
			Bari 1997	5	8	10	23
			Tunis 2001	5	5	10	20
			Almeria 2005	10	8	18	36
			Pescara 2009	7	9	10	26
			Mersin 2013	13	11	11	35
			Tarragona 2018	4	9	23	36
			Total	49	56	90	195
			<b>Gold</b>	<b>Silver</b>	<b>Bronze</b>	<b>Total</b>	
12		Croatia	Languedoc Roussillon 1993	9	6	19	34
			Bari 1997	6	16	10	32
			Tunis 2001	6	6	6	18
			Almeria 2005	5	10	11	26
			Pescara 2009	5	12	11	28
			Mersin 2013	11	7	9	27
			Tarragona 2018	9	5	3	17
			Total	51	62	69	182
			<b>Gold</b>	<b>Silver</b>	<b>Bronze</b>	<b>Total</b>	
13		Syria	Alexandria 1951	0	3	10	13
			Barcelona 1955	0	0	1	1
			Naples 1963	0	1	3	4
			Izmir 1971	0	2	6	8
			Algiers 1975	3	2	11	16
			Split 1979	1	0	0	1
			Casablanca 1983	0	3	2	5
			Latakia 1987	9	6	12	27
			Athens 1991	4	2	5	11
			Languedoc Roussillon 1993	4	2	5	11
			Bari 1997	2	1	2	5
			Tunis 2001	0	5	4	9
			Almeria 2005	1	5	5	11
			Pescara 2009	2	3	7	12
			Mersin 2013	0	2	0	2
			Tarragona 2018	2	2	3	7
			Total	28	39	76	143
			<b>Gold</b>	<b>Silver</b>	<b>Bronze</b>	<b>Total</b>	
14		Serbia (Serbia & Montenegro)	Almeria 2005	8	9	14	31
		Serbia	Pescara 2009	9	13	13	35
			Mersin 2013	12	11	11	34
			Tarragona 2018	12	11	9	32
			Total	41	44	47	132
			<b>Gold</b>	<b>Silver</b>	<b>Bronze</b>	<b>Total</b>	
15		Lebanon	Alexandria 1951	0	5	14	19
			Barcelona 1955	1	1	4	6
			Beirut 1959	3	10	17	30

		Naples 1963	0	0	1	1	
		Tunis 1967	0	0	1	1	
		Izmir 1971	0	0	0	0	
		Algiers 1975	3	0	1	4	
		Split 1979	1	1	0	2	
		Casablanca 1983	1	2	0	3	
		Latakia 1987	0	1	0	1	
		Athens 1991	1	1	1	3	
		Languedoc Roussillon 1993	0	0	0	0	
		Bari 1997	0	0	0	0	
		Tunis 2001	0	1	1	2	
		Almeria 2005	0	0	0	0	
		Pescara 2009	0	0	0	0	
		Mersin 2013	0	0	2	2	
		Tarragona 2018	0	1	0	1	
		Total	10	23	42	75	
			Gold	Silver	Bronze	Total	
16		United Arab Republic (Egypt & Syria)	Beirut 1959	23	21	30	74
			Total	23	21	30	74
			Gold	Silver	Bronze	Total	
17		Cyprus	Casablanca 1983	0	0	0	0
			Latakia 1987	2	0	0	2
			Athens 1991	1	2	1	4
			Languedoc Roussillon 1993	0	1	2	3
			Bari 1997	0	3	4	7
			Tunis 2001	1	1	3	5
			Almeria 2005	1	4	2	7
			Pescara 2009	3	4	1	8
			Mersin 2013	2	2	3	7
			Tarragona 2018	4	2	2	8
			Total	14	19	18	51
			Gold	Silver	Bronze	Total	
18		Albania	Latakia 1987	3	1	4	8
			Athens 1991	0	4	4	8
			Languedoc Roussillon 1993	0	2	0	2
			Bari 1997	0	1	1	2
			Tunis 2001	0	1	0	1
			Almeria 2005	0	2	4	6
			Pescara 2009	2	4	0	6
			Mersin 2013	3	2	4	9
			Tarragona 2018	1	1	0	2
			Total	9	18	17	44
			Gold	Silver	Bronze	Total	
19		Bosnia - Herzégovina	Languedoc Roussillon 1993	2	0	1	3
			Bari 1997	0	1	1	2
			Tunis 2001	0	0	3	3
			Almeria 2005	1	2	3	6
			Pescara 2009	0	3	5	8
			Mersin 2013	0	1	3	4
			Tarragona 2018	1	1	3	5
			Total	4	8	19	31
			Gold	Silver	Bronze	Total	
20		Portugal	Tarragona 2018	3	8	13	24
			Total	3	8	13	24
			Gold	Silver	Bronze	Total	
21		San Marino	Latakia 1987	0	1	0	1
			Athens 1991	0	0	0	0
			Languedoc Roussillon 1993	0	1	0	1
			Bari 1997	0	1	0	1
			Tunis 2001	0	0	0	0
			Almeria 2005	0	1	0	1
			Pescara 2009	1	3	2	6
			Mersin 2013	0	2	3	5
			Tarragona 2018	2	0	0	2
			Total	3	9	5	17
			Gold	Silver	Bronze	Total	
22		Libya	Tunis 1967	0	0	2	2
			Izmir 1971	0	0	1	1
			Algiers 1975	0	1	2	3
			Casablanca 1983	0	0	0	0
			Latakia 1987	0	0	0	0
			Athens 1991	0	0	0	0
			Bari 1997	0	0	0	0
			Tunis 2001	0	0	1	1
			Almeria 2005	1	0	1	2

		Pescara 2009	1	0	6	7	
		Mersin 2013	0	0	0	0	
		Tarragona 2018	0	0	0	0	
		Total	2	1	13	16	
			<b>Gold</b>	<b>Silver</b>	<b>Bronze</b>	<b>Total</b>	
23		Montenegro	Pescara 2009	2	2	3	7
			Mersin 2013	1	1	3	5
			Tarragona 2018	0	1	2	3
			Total	3	4	8	15
			<b>Gold</b>	<b>Silver</b>	<b>Bronze</b>	<b>Total</b>	
24		The Former Yugoslav Republic of Macedonia	Mersin 2013	0	1	4	5
			Tarragona 2018	2	1	3	6
			Total	2	2	7	11
			<b>Gold</b>	<b>Silver</b>	<b>Bronze</b>	<b>Total</b>	
25		Malta	Alexandria 1951	0	0	0	0
			Barcelona 1955	0	0	0	0
			Beirut 1959	0	0	0	0
			Naples 1963	0	0	0	0
			Tunis 1967	0	0	0	0
			Izmir 1971	0	0	0	0
			Algiers 1975	0	0	0	0
			Split 1979	0	0	0	0
			Casablanca 1983	0	0	0	0
			Latakia 1987	0	0	0	0
			Athens 1991	0	0	0	0
			Languedoc Roussillon 1993	0	0	1	1
			Bari 1997	0	1	1	2
			Tunis 2001	0	0	0	0
			Almeria 2005	0	0	1	1
			Pescara 2009	0	1	0	1
			Mersin 2013	1	1	0	2
			Tarragona 2018	0	0	1	1
			Total	1	3	4	8
			<b>Gold</b>	<b>Silver</b>	<b>Bronze</b>	<b>Total</b>	
26		Kosovo	Tarragona 2018	3	1	0	4
			Total	3	1	0	4
			<b>Gold</b>	<b>Silver</b>	<b>Bronze</b>	<b>Total</b>	
27		Monaco	Barcelona 1955	0	0	0	0
			Naples 1963	0	0	1	1
			Algiers 1975	0	0	0	0
			Split 1979	0	0	0	0
			Casablanca 1983	0	0	0	0
			Latakia 1987	0	0	0	0
			Athens 1991	0	0	0	0
			Languedoc Roussillon 1993	0	0	0	0
			Bari 1997	0	0	0	0
			Tunis 2001	0	0	0	0
			Almeria 2005	0	0	0	0
			Pescara 2009	0	1	0	1
			Mersin 2013	0	0	0	0
			Tarragona 2018	0	2	0	2
			Total	0	3	1	4
			<b>Gold</b>	<b>Silver</b>	<b>Bronze</b>	<b>Total</b>	
28		Andorra	Tunis 2001	0	0	0	0
			Pescara 2009	0	0	0	0
			Mersin 2013	0	0	0	0
			Tarragona 2018	0	0	0	0
			Total	0	0	0	0
			<b>Gold</b>	<b>Silver</b>	<b>Bronze</b>	<b>Total</b>	
29		Jordan (honorary participation)	Tunis 2001	0	0	0	0
			Total	0	0	0	0